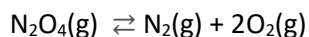


Revision 2

- Equilibrium and rate of reaction.



- 1) Use the information above to obtain the value of the K_c for the reaction shown below.

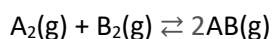


Step 1 Flip equation b) to get c) $2\text{NO}_2(\text{g}) \rightleftharpoons \text{N}_2(\text{g}) + 2\text{O}_2(\text{g})$ $K_c = 3.23 \times 10^8$

Step 2 Add equations a) and c) to get $\text{N}_2\text{O}_4(\text{g}) \rightleftharpoons \text{N}_2(\text{g}) + 2\text{O}_2(\text{g})$ $K = (3.6 \times 10^{-3}) (3.23 \times 10^8)$

$\Rightarrow \text{N}_2\text{O}_4(\text{g}) \rightleftharpoons \text{N}_2(\text{g}) + 2\text{O}_2(\text{g})$ $K = (3.6 \times 10^{-3}) (3.23 \times 10^8) = 1.16 \times 10^6 \text{ M}^2$

- 2) At a given temperature 3.00 mol of A_2 gas and 4.00 mol of B_2 gas were mixed in a 4.00 litre sealed vessel and allowed to react according to the equation below



After a while equilibrium was reached, at which point the gas mixture in the sealed container was analysed and found to contain 2.00 mol of AB gas.

- a) What is the theoretical yield of AB?

Step 1 Identify the limiting reactant

$\Rightarrow \text{A}_2$ gas

Step 2 Using the limiting reactant find the mol AB produced

$\Rightarrow 6.00$ mol of AB

- b) Percentage yield is given by the formula below

$$\frac{\text{actual yield}}{\text{theoretical yield}} \times 100$$

Calculate the percentage yield for this system.

$$(2.00 / 6.00) \times 100 = 33.3\%$$

- c) Calculate the value of the K_c for the reaction .

If

If 2.00 of AB is formed then 1.00 mol of A_2 has reacted and 1.00 mol of B_2 has also reacted. This leaves 2.00 mol of A_2 and 3.00 mol of B_2 at equilibrium.

$$[\text{A}_2] = 2.00/4.00 = 0.50 \text{ M}$$

$$[\text{B}_2] = 3.00/4.00 = 0.7500 \text{ M}$$

$$[\text{AB}] = 2.00/4.00 = 0.500 \text{ M}$$

$$\Rightarrow [\text{AB}]^2 / ([\text{A}_2] [\text{B}_2]) = 0.667 \text{ (no units)}$$

- 3) The same system as in Q2 above was subjected to a number of changes. A graph of the change in concentrations of each species is shown on the right

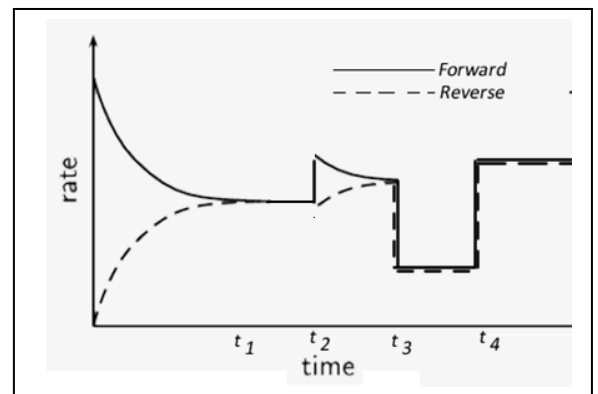
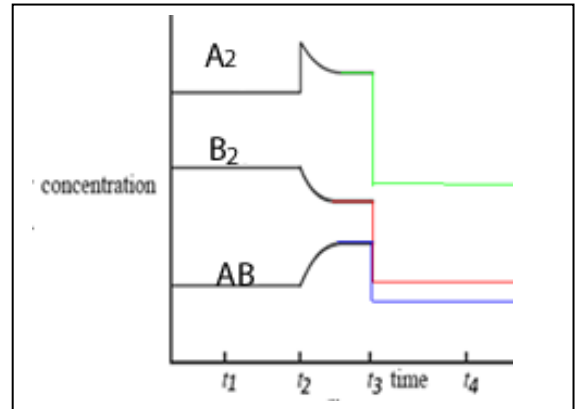
a) What change was made to the system at t_2 ? Explain how the system responded.

*A₂ gas was injected into the reaction vessel.
The system responded to partially undo the change by moving in a net forward reaction.*

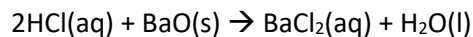
b) At t_3 the volume of the vessel was doubled. Draw, on the graph above, how the concentration of each species changes over time before equilibrium is reached once more just before t_4 .

Since the same number of particles exist on both sides of the equation then the system can not respond.

- a) At t_4 a catalyst was added. Draw, on the graph above, how the system responded.
- b) Indicate how the rates of the forward and reverse reactions change as the changes at t_2, t_3 and t_4 take place.




- c) The following reaction takes place at a given temperature.



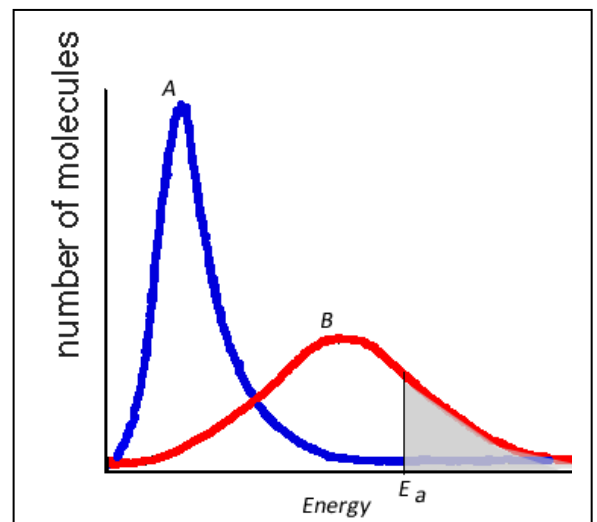
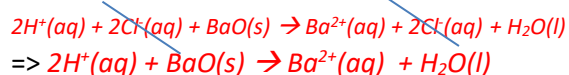
The graph on the right shows the kinetic energy of molecules at two different temperatures A and B. E_a represents the activation energy for the reaction.

- a) Write a balanced ionic equation for the above reaction.

Step 1 Write the equation out again but this time separating the (aq) species, as shown below.



Step 2 Cancel out any species that appear on both sides



- b) Which graph represents the hottest temperature? **B**

- c) Which statements below are true?

- i. The kinetic energy of all molecules increases at higher temperature.
False
- ii. The average kinetic energy of the particles decreases at lower temperatures.
True
- iii. All particles have a lower kinetic energy at lower temperatures.
False

d) At which temperature A or B will the fastest rate of reaction take place? Explain.

At temperature B as more particles have the activation energy.

e) What does the shaded area represent?

The number of particles with energy greater than the activation energy.

- f) Two students were arguing as to how the rate of a reaction can be increased. Darren suggested that a catalyst will definitely speed up the reaction. Jason also suggested that increasing temperature will also increase the rate of the reaction. On the graphs shown on the right, draw how a catalyst or an increase in temperature changes the distribution of energy amongst the particles and hence causes an increase in the rate of a reaction. Explain how each increases the rate of the reaction.

